



Pieces of the Puzzle



Globetrotter Series

Pieces of the Puzzle Publishing Presents from its Globetrotter Series:

Ethiopia

Lapbook





Ethiopia Lapbook

Welcome to Ethiopia, well, at least the Ethiopia Lapbook!

Start by getting your materials ready. You'll need a file folder or a large sturdy paper to use as your book. You will also need pen or pencil, scissors, stapler, and tape or glue. That's all!

Below you will see an example of how you could assemble your lapbook. Take a look now through these pages before you begin to get an idea of what you'll need to do.

Be sure to check out the last page for additional notes, money math and Bible connection!

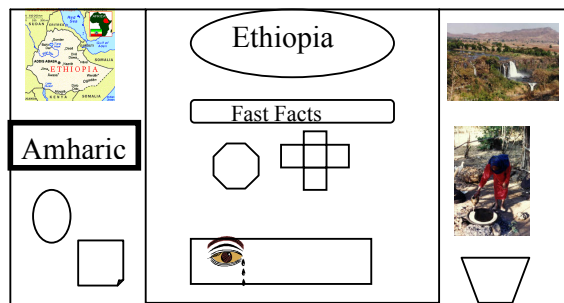
Below an example of how to assemble your lapbook.

First fold your folder (or sturdy paper) into the center.

Front Cover



You can either use the previous page as the cover for your lapbook or you can make a flag out of construction paper and use that for you cover. You might want to cut a circle out of white paper and draw and color in the star part.



Fast Facts Ethiopia

Ethiopia is found on the “Horn of Africa” in the northeast of the continent. It is a landlocked country.

More than 70 million people live in Ethiopia and most of them live in rural areas and not in the city.

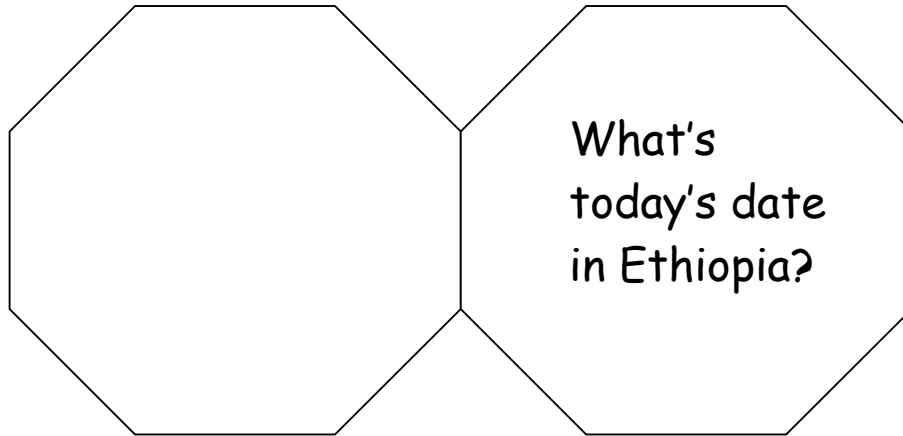
The official language of the country is Amharic. There are more than 200 other languages spoken in the country. Oromo is the most common tribal language.

40% of the population is Christian (mainly Orthodox)
40% of the population is Muslim
15% is animist (believes everything in nature has a spirit)

Ethiopia has high, wet land that is very green and dry lowlands that are desert.

There are only two seasons in Ethiopia, wet and dry. The wet season is from June to September when there are heavy rains. However, all year round the temperature stays between 70° F and 80° F.

Cut out as one piece. Fan fold along dotted lines so that “Fast Facts Ethiopia” is on top. Attach “seasons” fact to the lapbook.



Seven years and
eight months earlier
than in America!

Cut out octagons as one piece. Fold so that “What’s today’s...” is on the front. Cut out rectangle to the left. Glue answer into octagon. Attach to lapbook. Read more about Ethiopia’s calendar in the additional notes included towards the end of this packet.

**BORDER
COUNTRIES**

1. Cut out plus
sign as one
piece. Fold in
right side.
Fold in left.
Fold up
bottom. Fold
down top.

2. Cut out “border
countries”
rectangle. Attach
to top of the little
square you just
made.

3. Glue the back of the little
square you just folded to
lapbook. Unfold to make
plus sign. In each square
write the name of one of the
countries that borders
Ethiopia. Use the map to
find the answers.



Cut around oval and rectangle. Attach to lapbook.



- 💧 Drought, famine and war have caused much suffering.
- 💧 Life expectancy is forty-two.
- 💧 Less than half of Ethiopians are literate.

Dictionary

able to read

not enough
food for
people to
eat

not enough
water for
things to
grow

the number
of years
someone is
expected to
live



Cut out each square and staple together with “Dictionary” on top. On the opposite page write the word that matches the definition. *See the example below. You should be able to see the word and definition at the same time. The words are from the tear box: drought, famine, literate and life expectancy. Use a dictionary or the internet to find the answer.

word

definition

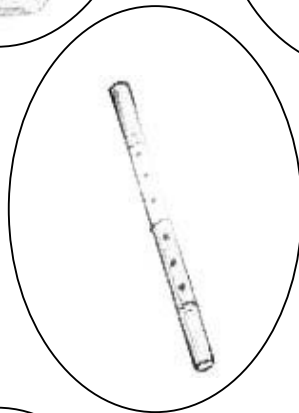
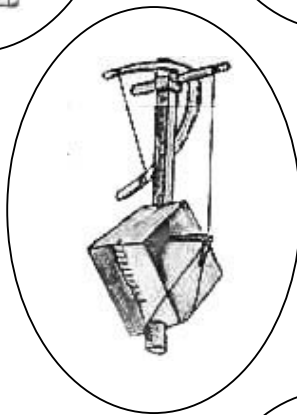
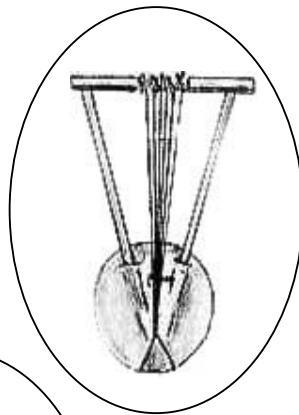
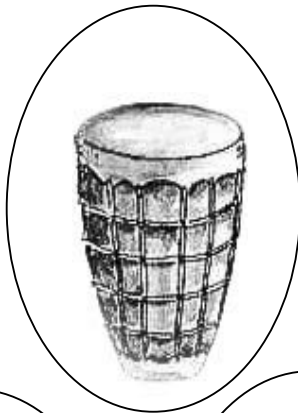
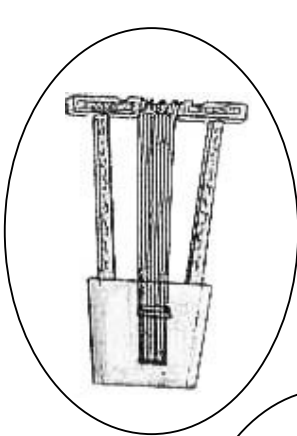
Cut out language rectangle and use ovals to cut around each music instrument. Stack ovals together with “Instruments of Ethiopia” on top. Staple them together at the top of the oval. Attach last oval to lapbook.

ቁጭ በሉ መግግሰት

AMHARIC

ዘመን የማይሸረው ሕያው ታሪክ

ዝናብ ወደ ላይ መዝነብ ሲጀምር



Instruments
of Ethiopia



The “black Jews” say they are descendants of King Solomon and the Queen of Sheeba.

Cut out pictures with their captions. Stack together with your favorite on top. Attach to lapbook.



This castle was carved out of the rock. Ancient churches were also made this way.



All photos by Galen R. Frysinger

A view inside the country



Photo by Galen R. FrySinger

1 cup of flour
 1 cup of soda water
 ½ T. baking powder
 Mix flour and baking powder. Add soda water.
 Cook 2 min. on each side on skillet.
 Brush with lemon juice.

Photo above is of a woman making injeera.

This is served with every dinner. In fact it is the plate. The other foods, often mushy, are just placed right in the middle of the bread. You tear off bread and use it like a spoon to pick up the food, so you eat bread with each bite.

Cut out photo. Cut out trapezoids as one piece. Fold in the middle so that the words are on the inside.

Write "Injeera" on the front of the trapezoid and decorate as you wish.

Additional Notes:

*Ethiopia uses a different calendar than we do. It has twelve months of thirty days and a thirteen month with only five days, or six days in a leap year. The year difference in Ethiopia is explained by saying they started counting the day they heard Jesus had been born.

*You can hear Ethiopian Christian music on You Tube.

Here is a link to an Amharic Christian song

:<http://www.youtube.com/watch?v=v8NYYvePtHY> .

Here is the link to an Oromo song (a tribal language in Ethiopia):

http://www.youtube.com/watch?v=HqAy_fjuW4 . If you watch the whole clip you will see some Africans in tribal dress. Oromo women have their faces tattooed to make themselves beautiful (according to their tribe's standards).

*This website has some names written in the Amharic font. Scroll down to see them. There is also a link for more names to the right.

<http://www.ethiotrans.com/amharic.htm>

Money Math:

Ethiopian money is called the Birr. 1 birr is about 9 cents. About how many birr make one dollar?

Bible Connection:

Ethiopia in the Bible is connected with the name Cush which is first mentioned in Genesis 2:13. Ethiopia was also one of the early countries to receive the Gospel. The story of the conversion of an Ethiopia official is found in Acts chapter 8.

Answers:

Border countries: Sudan, Kenya, Somalia, Djibouti, Eritrea

Drought: not enough rain for things to grow

Famine: not enough food for people to eat

Literate: able to read

Hope you enjoyed your visit to Ethiopia!

The author of the Globetrotter Lapbook Series is a homeschool mom of four who has been living in Europe and Asia since 2002. Other country lapbooks are available from the Simply Lapbooks Yahoo Group which holds all the files I create and show on my homeschool blog: <http://hebrews110.wordpress.com>.

Map and flag images are used with permission from www.theodora.com.

Musical instrument and Amharic graphics are used with permission from www.selamta.net.

All other images are used with permission from Galen R. Frysinger.
